

0.6/1KV Single Core Medium Wall Fire Resistant Traction Cables

Application

Single Core power and control cable designed for protected, fixed installation inside and outside railway vehicles for connecting fixed and moving parts.

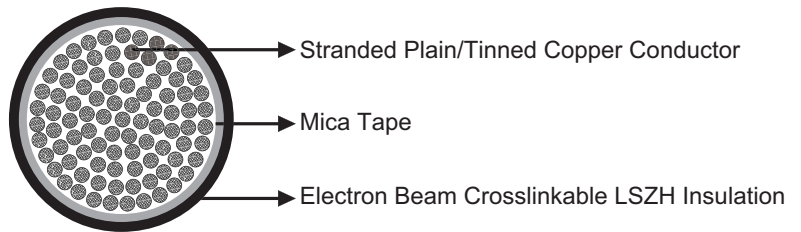


Standards

- BS 6853 -1a
- DIN 5510-1 1-4
- NFF 16-101 F0
- BS 6387

Construction

- Conductors: Circular Class 5 stranded plain or tinned copper to BS EN 60228: 2005 / BS 6360.
- Flame Barrier: Mica tape.
- Insulation: Electron beam crosslinkable medium wall LSZH compound.



Electrical Characteristics at 20°C

Nominal Conductor Cross Section	mm ²	1.0	1.5	2.5	4.0	6.0	10	16
Maximum DC Conductor Resistance	Ω/km	20	13.7	8.21	5.09	3.39	1.95	1.24
Voltage Rating	KV	0.6/1						

Nominal Conductor Cross Section	mm ²	25	35	50	70	95	150
Maximum DC Conductor Resistance	Ω/km	0.795	0.565	0.393	0.277	0.210	0.132
Voltage Rating	KV	0.6/1					

Mechanical and Thermal Properties

- Minimum Bending Radius: 3×OD (OD<12mm); 4×OD (OD>12mm)
- Operating Temperatures: -40°C to +120°C



Dimensions and Weight

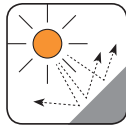
Cable Code	No. of cores & Nominal Conductor Cross Sectional Area No. x mm ²	Nominal Diameter of Strands No/mm	Nominal Insulation Thickness mm	Nominal Overall Diameter mm	Nominal Weight kg/km
FRA-MW-1SU-FR-1G1	1×1.0	32/0.2	0.55	3.15	18.8
FRA-MW-1SU-FR-1G1.5	1×1.5	30/0.25	0.55	3.40	24
FRA-MW-1SU-FR-1G2.5	1×2.5	50/0.25	0.60	4.05	36.6
FRA-MW-1SU-FR-1G4	1×4	56/0.3	0.65	4.60	52.5
FRA-MW-1SU-FR-1G6	1×6	84/0.3	0.70	5.30	73
FRA-MW-1SU-FR-1G10	1×10	80/0.4	0.80	6.35	121
FRA-MW-1SU-FR-1G16	1×16	126/0.4	0.90	8.15	181
FRA-MW-1SU-FR-1G25	1×25	196/0.4	1.00	9.65	261
FRA-MW-1SU-FR-1G35	1×35	276/0.4	1.10	10.80	365
FRA-MW-1SU-FR-1G50	1×50	396/0.41	1.20	12.80	530
FRA-MW-1SU-FR-1G70	1×70	360/0.50	1.30	15.10	730
FRA-MW-1SU-FR-1G95	1×95	475/0.50	1.40	17.00	930
FRA-MW-1SU-FR-1G150	1×150	756/0.50	1.60	21.30	1450



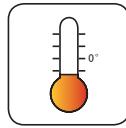
Impact Resistant



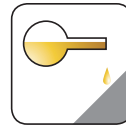
Highly Flexible



UV Resistant



Weather Resistant




Oil Resistant



Flame Retardant
NF C32-070-2.1(C2)
IEC 60332-1/EN 50265-2-1



Fire Retardant
NF C32-070-2.2(C1)
IEC 60332-3/EN50266



Zero Halogen
IEC 60754-1/NF C20-454
EN 50267-2-1



Low Smoke Emission
IEC 61034/NFC20-902
EN 50268/NF C32-073



Low Corrosivity
EN 50267-2-2/NF C32-074
IEC 60754-2/NF C20-453



Low Toxicity

